

Scinor® SMT600-P80



Pressurized Ultrafiltration Module

One of the largest pressurized ultrafiltration modules in the market

Scinor SMT600 series ultrafiltration modules utilizing our state-of-the-art Thermally Induced Phase Separation (TIPS) PVDF membranes provide the highest permeability, mechanical strength, and chemical tolerance in the industry. These modules are ideal for use in potable water, wastewater, desalination, and industrial applications. The SMT600-P80 retrofits major membrane vendor installations giving end-users a choice when replacing membranes.

The large and reliable SMT600-P80 pressurized ultrafiltration module is suitable for large-scale water treatment plants due to high permeability and high fiber packing density which reduces overall system footprint and lowers system capital cost.

The SMT600-P80 is an outside-in configuration module that operates in dead-end or cross-flow mode depending on specifics of the application. Cleaning processes used are simple backwash, maintenance clean, and Clean-in-Place.



Product Advantages

- **Excellent Filtered Water Quality**
 - Tight 0.1 µm pore size distribution
 - Low fiber breakage rate
- **Long Operational Life**
 - High mechanical strength and durability
 - >5000 mg/L Sodium Hypochlorite tolerance
- **Low Requirements for Pretreatment**
 - Outside-in configuration
 - Optimal flow channel
- **Low Operating and Maintenance Requirements**
 - Low energy and chemical consumption due to higher permeability
 - Automatic operation
- **Low Capital Cost**
 - High flux rates on all water sources
- **Small Footprint**
 - High hollow-fiber packing density
 - Large 80m² module building blocks




>30% smaller footprint

Please visit our website: www.scinormem.com to get further information




Specifications

Scinor® Module	Module Type	SMT600 - P80
	Materials	Polyvinylidene Fluoride (PVDF)
	Effective Area	861 ft ² (80 m ²)
	Nominal Pore Size	0.1 μm
	Fiber ID/OD	0.7 mm/1.3 mm
Module Size	Geometry	Φ225 mm × 2360 mm
	Port Size	ANSI 2"
Materials	Housing	U - PVC /ABS
	Potting	Epoxy Resin
Operating Conditions		
Operating Parameters	Temperature	33 - 104 °F (1 - 40 °C)
	pH Range	1-11 Continuous
	Max. NaClO	5000 mg/L
	Operating Flux	24 - 70 gfd (40 - 120 LMH)
	Backwash Flux	30 - 70 gfd (50 - 120 LMH)
	Air Scour Flow	3.1 - 7.5 scfm/module (5 - 12 Nm ³ /hr/module)
	CIP pH Range	1-13
	Max Feed Pressure	58 psi (0.4 MPa)
	Operating TMP	2.9 - 21.8 psi (0.02 - 0.15 MPa)
	Max. TMP	43.5 psi (0.3 MPa)
	Max. Air Scour Feed Pressure	36.3 psi (0.25 MPa)
	Max. Backwash Feed Pressure	36.3 psi (0.25 MPa)
Filtered Water Parameters	Turbidity	≤ 0.1 ntu
	Silt Density Index	≤ 3



Power Plant




Heavy Industry



Chemical Plants



Municipal Water and Wastewater



Seawater Pretreatment